

**M/S SUNRISE MARKETING AND SERVICES**

F-7, AAKASHBHUMI COMPLEX  
OPP. B.R.C COLONY, FATEH NAGAR  
PANDESARA, SURAT (GUJ)

**AUDIT REPORT  
FOR THE YEAR ENDED 31ST MARCH 2020  
(F.Y. 2019-20)**



**AUDITORS**

**M/s SBMG & CO.**  
*Chartered Accountants*

2002, Rathi Palace, Ring Road, Surat - 395002 (Guj)  
Ph: 0261 - 2343638 Email: sbmgandco@gmail.com

91182234228

# SBMG & Co.

Chartered Accountants


FORM NO. 3CB

[See Rule 6G (1) (b)]

Audit report under section 44AB of the Income Tax Act, 1961 in the case of a person referred to in clause (b) of sub rule (1) of rule 6G

1. We have examined the balance sheet as on 31/03/2020, and the Profit and loss account for the period beginning from 01/04/2019 to ending on 31/03/2020, attached herewith of LEJAS HEMANTRAI DESAI (Prop. of: M/s SUNRISE MARKETING & SERVICES), F/7, AAKASHBHOO MI COMPLEX, OPP B.R.C. COLONY, FATHENAGAR, PANDESARA, SURAT (GUJ) - 395005. PAN - AFUPD1712M
2. We certify that the balance sheet and the profit and loss account are in agreement with the books of accounts maintained at the Head office at F/7, AAKASHBHOO MI COMPLEX, OPP B.R.C. COLONY, FATHENAGAR, PANDESARA, SURAT (GUJ) - 395005.
3. (a) We report the following observations/ comments/ discrepancies/ inconsistencies; if any:  
As Per Annexure - A  
  
(b) Subject to above:-
  - I. We have obtained all the information and explanations which to the best of our knowledge and belief were necessary for the purpose of the audit.
  - II. In our opinion proper books of account have been kept at the Head Office of the assessee so far as it appears from my examinations of books.
  - III. In our opinion and to the best of our information and according to explanations given to us, the said account gives a true and fair view:-
    - i. in the case of the Balance Sheet, of the state of the above named assessee's affairs as at 31-03-2020 and
    - ii. in the case of Profit and Loss Account, of the profit of the above named assessee for accounting year ending on 31-03-2020.
4. The statement of particulars required to be furnished under section 44AB is annexed herewith in Form No. 3CD.
5. In our opinion and to the best of our information and according to explanations given to us, these are true and correct subject to the following observations/ qualifications, if any:  
As Per Annexure - A

DATE: 19-12-2020  
PLACE: SURAT



For SBMG & CO  
Chartered Accountants  
FRN 127756W

*Sumit Bihani*  
SUMIT BIHANI, Partner  
M. No. - 121551

UDIN NO: 20121551AAAAFR2551



FORM NO. 3CD  
[See rule 6G(2)]


Statement of particulars required to be furnished under section 44AB of the Income-tax act, 1961

PART A

1	Name of the assessee :	LEJAS HEMANTRAI DESAI [ Prop of M/s SUNRISE MARKETING AND SERVICES ]
2	Address :	F-7, AAKASHBHOOMI COMPLEX, OPP BRC COLONY, FATHE NAGAR, PANDESARA, SURAT - 395005
3	Permanent Account Number :	AFUPD1712M
4	Whether the assessee is liable to pay indirect tax like excise duty, service tax, sales tax, customs duty, etc. If yes, please furnish the registration number or any other identification number allotted for the same	PROFESSIONAL TAX : PEC035233767 GST NO. :- 24AFUPD1712M22D
5	Status :	INDIVIDUAL
6	Previous year ended	31ST MARCH 2020
7	Assessment year :	2020-21
8	Indicate the relevant clause of section 44AB under which the audit has been conducted	Clause 44AB(a) - Total sales\turnover\ gross receipts in business exceeding Rs. 1.00 Crore


PART B

9	(a) If firm or Association of Persons, indicate names of partners/members and their profit sharing ratios.	N.A.								
	(b) If there is any change in the partners or members or in their profit sharing ratio since the last date of the preceding year, the particulars of such change	N.A.								
10	(a) Nature of business or profession (if more than one business or profession is carried on during the previous year, nature of every business or profession).	SALES AND SERVICE OF INDUSTRIAL ELECTRICAL AND ELECTRONICS COMPONENTS (04097 and 21008)								
	(b) If there is any change in the nature of business or profession, the particulars of such change.	NO								
11	(a) Whether books of account are prescribed under section 44AA, if yes, list of books so prescribed.	NO								
	(b) Books of account maintained and the address at which such books are kept. (In case books of account are maintained in a computer system, mention the books of account generated by such computer system. If the books of accounts are not kept at one location, please furnish the addresses of locations along with the details of books of accounts maintained at each location.)	List of various books of accounts generated through computer system maintained at F-7, AAKASHBHOOMI COMPLEX, OPP BRC COLONY, FATHE NAGAR, PANDESARA, SURAT - 395005 are:  LEDGER, CASH BOOK, BANK BOOK, SALES AND PURCHASE REGISTER, JOURNAL (computerised)								
	(c) List of books of account and nature of relevant documents	LEDGER, CASH BOOK, BANK BOOK, SALES AND PURCHASE REGISTER, JOURNAL (computerised)								
12	Whether the profit and loss account includes any profits and gains assessable on presumptive basis, if yes, indicate the amount and the relevant sections (44AD, 44AE, 44AF, 44B, 44BB, 44BBA, 44BBB, Chapter XII-C, First Schedule or any other relevant section)	NO								
13	(a) Method of accounting employed in the previous year.	MERCANTILE METHOD								
	(b) Whether there has been any change in the method of accounting employed vis-a-vis the method employed in the immediately preceding previous year.	NO								
	(c) If answer to (b) above is in the affirmative, give details of such change, and the effect thereof on the profit or loss.	<table border="1"> <thead> <tr> <th>Serial No.</th> <th>Particulars</th> <th>Increase in Profit</th> <th>Decrease in Profit</th> </tr> </thead> <tbody> <tr> <td colspan="4" style="text-align: center;">NIL</td> </tr> </tbody> </table>	Serial No.	Particulars	Increase in Profit	Decrease in Profit	NIL			
Serial No.	Particulars	Increase in Profit	Decrease in Profit							
NIL										
	(d) Details of deviation, if any, in the method of accounting employed in the previous year from accounting standards prescribed under section 145 and the effect thereof on the profit or loss.	NO								
	(e) If answer to (d) above is in the affirmative, give details of such adjustments:	AS PER EXHIBIT 'I' ATTACHED								
	(f) Disclosure as per ICDS:	AS PER EXHIBIT 'I' ATTACHED								







(r)	35D	NIL				
(s)	35DD	NIL				
(t)	35DDA	NIL				
(u)	35E	NIL				
20	(a)	Any sum paid to an employee as bonus or commission for services rendered, where such sum was otherwise payable to him as profits or dividend. [Section 36(1)(ii)].				
		NIL				
	(b)	Details of Contributions received from employees for various funds as referred to in section 36(1)(va)				
		Nature of Fund	Sum Received from Employees	Due Date for Payment	The actual amount paid	The actual date of payment to the concerned authorities
		AS PER EXHIBIT "II" ATTACHED				
21	(a)	amounts debited to the profit and loss account, being in the nature of capital, personal, advertisement expenditure etc				
		Capital Expenditure	NIL			
		Personal Expenditure	NIL			
		Advertisement expenditure in any souvenir, brochure, tract, pamphlet or the like published by a political party	NIL			
		Expenditure incurred at clubs being entrance fees and subscriptions	NIL			
		Expenditure incurred at clubs being cost for club services and facilities used	NIL			
		Expenditure by way of penalty or fine for violation of any law for the time being in force	Penalty Charge Rs-670/- Interest on TDS- Rs-19073/- Interest On GST-Rs-6076/-			
		Expenditure by way of any other penalty or fine not covered above	NIL			
		Expenditure incurred for any purpose which is an offence or which is prohibited by law	NIL			
	(b)	amounts inadmissible under section 40(a);				
	(i)	as payment to non resident referred to in sub clause (i)				
	(A)	Details of Payment on which tax is not deducted				
		Date of Payment	Amount of Payment	Nature of payment	Name and Address of the Payee	
		(i)	(ii)	(iii)	(iv)	
		NIL	NIL	NIL	NIL	
	(B)	Details of payment on which tax has been deducted but has not been paid during the previous year or in the subsequent year before the expiry of time prescribed under section 200(1).				
		Date of Payment	Amount of Payment	Nature of payment	Name and Address of the Payee	Amount of Tax deducted
		(i)	(ii)	(iii)	(iv)	(v)
		NIL	NIL	NIL	NIL	NIL
	(ii)	as payment referred to in sub-clause (ia)				
	(A)	Details of Payment on which tax is not deducted				
		Date of Payment	Amount of Payment	Nature of payment	Name and Address of the Payee	
		(i)	(ii)	(iii)	(iv)	
		NIL	NIL	NIL	NIL	
	(B)	Details of payment on which tax has been deducted but has not been paid on or before the due date specified in sub-section (1) of section 139.				
		Date of Payment	Amount of Payment	Nature of payment	Name and Address of the Payee	Amount of Tax deducted
		(i)	(ii)	(iii)	(iv)	(v)
		NIL	NIL	NIL	NIL	NIL



(iii) Fringe Benefit tax under sub-clause (ic)	NIL				
(iv) Wealth Tax under sub-clause (iia)	NIL				
(v) Royalty, license fee, service fee etc. under sub-clause under sub-clause (iib)	NIL				
(vi) Salary payable outside india/to a non resident without TDS etc. Under sub-clause (iii)	NIL				
	Date of Payment	Amount of Payment	Name and Address of the Payee		
	(i)	(ii)	(iii)		
(v) Payment to PF/other fund etc. under sub-clause (iv)	NIL	NIL	NIL		
(vi) Tax paid by employer for perquisites under sub-clause (v)	NIL				
(c) Amounts debited to Profit and Loss Account being interest, salary, bonus, commission or remuneration inadmissible under section 40(b)/40(ba) and computation thereof	NIL				
(d) Disallowance/deemed income under section 40A(3)					
(A) On The basis of examination of books of accounts and other relevant documents/evidence, whether the expenditure covered under section 40A(3) read with rule 6DD were made by account payee cheque drawn on a bank or account payee bank draft. If not, please furnish the details.	Serial No.	Date of Payment	Nature of payment	Amount	Name and PAN of the Payee, if available
	(i)	(ii)	(iii)	(iv)	(v)
	NIL	NIL	NIL	NIL	NIL
(B) On The basis of examination of books of accounts and other relevant documents/evidence, whether the expenditure covered under section 40A(3A) read with rule 6DD were made by account payee cheque drawn on a bank or account payee bank draft. If not, please furnish the details of amount deemed to be the profits or gains of business or profession under section 40A(3A)	Serial No.	Date of Payment	Nature of payment	Amount	Name and PAN of the Payee, if available
	(i)	(ii)	(iii)	(iv)	(v)
	NIL	NIL	NIL	NIL	NIL
(e) provision for payment of gratuity not allowable under section 40A(7);	NIL				
(j) any sum paid by the assessee as an employer not allowable under section 40A(9);	NIL				
(k) particulars of any liability of a contingent nature.	NIL				
(l) amount of deduction inadmissible in terms of section 14A in respect of the expenditure incurred in relation to income which does not form part of the total income	NIL				
(m) amount inadmissible under the proviso to section 36(1)(iii)	NIL				
22 Amount of interest inadmissible under section 23 of the Micro, Small and Medium Enterprises Development Act, 2006.	NIL				
23 Particulars of payments made to persons specified under section 40A(2)(b).	AS PER EXHIBIT - 'III' ATTACHED				
24 Amounts deemed to be profits and gains under section 35AB or 33ABA or 33AC.	NIL				
25 Any amount of profit chargeable to tax under section 41 and computation thereof.	NIL				




26	<p>(i) In respect of any sum referred to in clause (a), (b), (c), (d), (e) or (f) of section 43B, the liability for which :-</p> <p>(A) pre-existed on the first day of the previous year but was not allowed in the assessment of any preceding previous year and was</p> <p>(a) paid during the previous year;</p> <p>(b) not paid during the previous year.</p> <p>(B) was incurred in the previous year and was</p> <p>(a) paid on or before the due date for furnishing the return of income of the previous year under section 139(1);</p> <p>(b) not paid on or before the aforesaid date.</p> <p>*State whether sales tax, customs duty, excise duty or any other indirect tax, levy, cess, impost, etc., is passed through the profit and loss account.</p>	<p>NIL</p> <p>NIL</p> <p>NIL</p> <p>ESIC PAYABLE - Rs 16006/- PF PAYABLE -Rs 22396/-</p> <p>PROFESSIONAL TAX RS-59062/-</p> <p>NO</p>
27	<p>(a) Amount of Central Value Added Tax credits availed of or utilized during the previous year and its treatment in the profit and loss account and treatment of outstanding Modified Value Added Tax credits in the accounts.</p> <p>(b) Particulars of income or expenditure of prior period credited or debited to the profit and loss account.</p>	<p>GST CREDIT AVAILED Rs 68113062.74 GST CREDIT UTILIZED Rs 68113062.74</p> <p>NIL</p>
28	<p>Whether during the previous year the assessee has received any property, being share of a company not being a company in which the public are substantially interested, without consideration or for inadequate consideration as referred to in section 56(2)(viii). If yes, please furnish the details for the same.</p>	<p>NO</p>
29	<p>Whether during the previous year the assessee received any consideration for issue of shares which exceeds the fair market value of the shares as referred to in section 56(2)(viii). If yes, please furnish the details of the same.</p>	<p>NO</p>
30	<p>Details of any amount borrowed on hundi or any amount due thereon (including interest on the amount borrowed) repaid, otherwise than through an account payee cheque [Section 69D].</p>	<p>NO</p>
31	<p>(a) * Particulars of each loan or deposit in an amount exceeding the limit specified in section 269SS taken or accepted during the previous year :-</p> <p>(i) name, address and permanent account number (if available with the assessee) of the lender or depositor;</p> <p>(ii) amount of loan or deposit taken or accepted;</p> <p>(iii) whether the loan or deposit was squared up during the previous year;</p> <p>(iv) maximum amount outstanding in the account at any time during the previous year;</p> <p>(v) whether the loan or deposit was taken or accepted otherwise than by an account payee cheque or an account payee bank draft.</p> <p>*(These particulars need not be given in the case of a Government company, a banking company or a corporation established by a Central, State or Provincial Act.)</p>	<p>AS PER EXHIBIT - 'IV' ATTACHEE</p>






<p>(b) Particulars of each repayment of loan or deposit in an amount exceeding the limit specified in section 269T made during the previous year :-</p> <p>(i) name, address and permanent account number (if available with the assessee) of the payee;</p> <p>(ii) amount of the repayment;</p> <p>(iii) maximum amount outstanding in the account at any time during the previous year;</p> <p>(iv) whether the repayment was made otherwise than by account payee cheque or account payee bank draft</p> <p>(c) Whether the taking or accepting loan or deposit, or repayment of the same through an account payee cheque or an account payee bank draft based on the examination of books of accounts and other relevant documents.</p> <p>The particulars (i) to (iv) at (b) and the Certificate at (c) above need not be given in the case of a repayment of any loan or deposit taken or accepted from Government, Government company, banking company or a corporation established by a Central, State or Provincial Act</p>	AS PER EXHIBIT - 'IV' ATTACHED					
32	(a) Details of brought forward loss or depreciation allowance, in the following manner, to the extent available:					
Sr No	Assessment Year	Nature of Loss / Depreciation Allowance	Amount as returned	Amount as assessed	Order No and Date	Remarks
1	2013-14	SHORT TERM CAPITAL LOSS	105,666.00	105,666.00	NA	LOSS IS CARRIED FORWARD
	<p>(b) whether a change in shareholding of the company has taken place in the previous year due to which the losses incurred prior to the previous year cannot be allowed to be carried forward in terms of section 79</p> <p>(c) Whether the assessee has incurred any speculation loss referred to in section 73 during the previous year, if yes, please furnish the details of the same.</p> <p>(d) whether the assessee has incurred any loss referred to in section 73A in respect of any specified business during the previous year, if yes, please furnish details of the same.</p> <p>(e) In case of a company, please state that whether the company is deemed to be carrying on a speculation business as referred in explanation to section 73, if yes, please furnish the details of speculation loss if any incurred during the previous year.</p>					
33	Section-wise details of deductions, if any, admissible under Chapter VIA or Chapter III (Section 10A, Section 10AA).		Amount debited to Profit & Loss A/c		Amount admissible as per the provisions of the Income Tax Act 1961 and also fulfills the conditions, if any specified under the conditions, if any specified under the relevant provisions of the Act or Rules or any other guidelines, circular etc., issued in this behalf.	
			80C	Rs 150000		
			80D	Rs 25000		
			80GGC	Rs 350000		
			80TTA	Rs 10000		
34	<p>(a) Whether the assessee is required to deduct or collect tax as per the provisions of Chapter XVII-B or Chapter XVII-BB.</p> <p>If Yes</p> <p>(b) Whether the assessee has furnished the statement of tax deducted and collected within the prescribed time.</p> <p>If Not</p> <p>(c) whether the assessee is liable to pay interest under section 201(1A) or section 206C(7).</p> <p>If Yes,</p>					
						AS PER EXHIBIT - 'V' ATTACHED
						AS PER EXHIBIT - 'V' ATTACHED
						AS PER EXHIBIT - 'V' ATTACHED




35	<p>(a) In the case of a trading concern, give quantitative details of principal items of goods traded:</p> <p>(i) opening stock;  (ii) purchases during the previous year;  (iii) sales during the previous year;  (iv) closing stock;  (v) shortage/excess, if any.</p>	NA
	<p>(b) In the case of a manufacturing concern, give quantitative details of the principal items of raw materials, finished products and by-products:</p> <p>A. Raw materials :</p> <p>(i) opening stock;  (ii) purchases during the previous year;  (iii) consumption during the previous year;  (iv) sales during the previous year;  (v) closing stock;  (vi) * yield of finished products;  (vii) * percentage of yield;  (viii) * shortage/excess, if any.</p>	DUE TO NUMEROUS NATURE AND VARIED USES OF GOOD / ITEMS, IT IS NOT POSSIBLE FOR US TO VERIFY ALL THE ITEMS OF CLOSING STOCK AND ITS VALUATION. HENCE, DETAILS PROVIDED BY THE MANAGEMENT ARE CONSIDERED.
	<p>B Finished products/By-products :</p> <p>(i) opening stock;  (ii) purchases during the previous year;  (iii) quantity manufactured during the previous year;    (iv) sales during the previous year;  (v) closing stock;  (vi) shortage/excess, if any.</p> <p>*Information may be given to the extent available.</p>	NIL
36	<p>In the case of a domestic company, details of tax on distributed profits under section 115-O in the following form:</p> <p>(a) total amount of distributed profits;  (b) amount of reduction as referred to in section 115-O(1A)(i)    (c) amount of reduction as referred to in section 115-O(1A)(ii)    (d) total tax paid thereon;  (e) dates of payment with amounts.</p>	N.A.
37	<p>Whether any cost audit was carried out. If yes, give the details if any, of disqualification or disagreement on any matter/ item/ value/ quantity as may be reported/identified by the cost auditor.</p>	NA



38 Whether any audit was conducted under the Central Excise Act, 1944, if yes, give the details if any, of disqualification or disagreement on any matter/ item/ value/ quantity as may be reported/identified by the auditor.	NO					
39 Whether any audit was conducted under section 72A of the Finance Act 1994 in relation to valuation of taxable services. If Yes, give the details, if any, of the disqualification or disagreement on any matter/ item/ value/ quantity as may be reported/identified by the auditor.	NA					
40 Details regarding turnover, gross profit, etc., for the previous year  (a) Total Turnover (b) Gross profit/Turnover; (c) Net profit/Turnover; (d) Stock-in-trade/Turnover; (f) Material consumed/Finished goods produced.	Previous Year			Preceding Previous Year		
	418,816,745.49			395,857,796.14		
	33,311,186.78	418,816,745	7.95%	30,065,897	395,857,796	7.60%
	3,992,669.52	418,816,745	0.95%	3,165,902	395,857,796	0.80%
	17,770,500.00	418,816,745	4.24%	25,568,653	395,857,796	6.46%
	NIL			NIL		
41 Please furnish the details of demand raised or refund issued during the previous year under any tax laws other than Income tax Act, 1961 and Wealth tax Act, 1957 alongwith details of relevant proceedings.	NIL					

Date: 19-12-2020  
Place: Surat



FOR SBMG & CO.  
Chartered Accountants  
FRN 127756W

*Sumit Bihani*

SUMIT BIHANI, Partner  
M. No. 121551

UDIN NO: 20121551AAAAFR2551

**EXHIBIT - I**

**(ANNEXURE TO AND FORMING PART OF FORM NO.3CD)**


**(REF.: ITEM NO.13 (e) & (f) OF FORM NO.3 CD)**

**(c) If answer to (d) above is in the affirmative, give details of such adjustments:**

ICDS		Increase in Profit (Rs)	Decrease in Profit (Rs)	Net Effect (Rs)
ICDS I	Accounting Policies	Nil	Nil	Nil
ICDS II	Valuation of Inventories	Nil	Nil	Nil
ICDS III	Construction Contracts	Nil	Nil	Nil
ICDS IV	Revenue Recognition	Nil	Nil	Nil
ICDS V	Tangible Fixed Assets	Nil	Nil	Nil
ICDS VI	Changes in Foreign Exchange Rates	Nil	Nil	Nil
ICDS VII	Governments Grants	Nil	Nil	Nil
ICDS VIII	Securities	Nil	Nil	Nil
ICDS IX	Borrowing Costs	Nil	Nil	Nil
ICDS X	Provisions, Contingent Liabilities and	Nil	Nil	Nil
	<b>Total</b>	<b>Nil</b>	<b>Nil</b>	<b>Nil</b>

**(f) Disclosure as per ICDS:**

ICDS-I Accounting Policies	a) The financial statements have been prepared in accordance with the normally accepted accounting principles of Going Concern, Consistency and Accrual.
ICDS-II Valuation of Inventories	a) Inventories are valued at cost or Net Realisable value, whichever is lower. b) Cost of inventories shall comprise of all costs of purchase, costs of services, costs of conversion and other costs incurred in bringing the inventories to their present location and condition c) Total carrying amount of inventories and their classification had been stated in Schedule "K" of the Balance Sheet
ICDS-III Construction Contracts	a) The firm is not engaged into any construction contracts and henceforth this ICDS is not applicable to the entity.



ICDS-IV Revenue Recognition	<p>a) The Firm generally follows mercantile system of accounting and recognizes significant items of income and expenditure on accrual basis.</p> <p>b) During the Previous year, there was no such transaction, wherein total amount was not recognised as revenue due to lack of reasonably certainty of its ultimate collection.</p>
ICDS-V Tangible Fixed Assets	<p>a) All necessary requisite disclosures in regards to tangible fixed assets of the entity for the previous year have been stated in Schedule G of the Balance Sheet dealing with fixed assets.</p>
ICDS-VII Governments Grants	<p>a) During the previous year, the firm had not received any government grant which has to be recognised as income of the previous financial year during which the amount was received.</p> <p>b) During the previous year, the firm had not received any government grants which has to be recognised by way of deduction from the actual cost of the asset or assets or from the written down value of block of assets during the</p>
ICDS-IX Borrowing Costs	<p>a) Borrowing costs that are directly attributable to the acquisition, construction or production of a qualifying asset shall be capitalised as part of the cost of that asset.</p> <p>b) Capitalisation of borrowing costs shall cease in case of a qualifying asset, when such asset is first put to use or when substantially all the activities necessary to prepare such inventory for its intended sale are complete.</p> <p>c) Other borrowing costs shall be recognised in accordance with the provisions of the Income Tax Act 1961.</p> <p>d) Amount of Borrowing Cost Capitalised during previous year : Nil</p>
ICDS-X Provisions, Contingent Liabilities and contingent assets	<p>a) The firm has not recognised any Provisions, Contingent Liabilities and Contingent Assets during the previous year.</p>




**EXHIBIT - II**

**PROVIDENT FUND DETAILS**

MONTH	EMPLOYEE CONTRIBUTION	EMPLOYER CONTRIBUTION	ADMIN CHARGES	TOTAL CONTRIBUTION	DUE DATE OF PAYMENT	DATE OF PAYMENT	DELAY
Apr-18	6303	6566	500	13369	15/05/2019	04/07/2019	50
May-18	6765	2071	500	9336	15/06/2019	17/06/2019	2
Jun-18	6991	7282	500	14773	15/07/2019	07/08/2019	23
Jul-18	6758	2082	500	9340	15/08/2019	08/08/2019	0
Aug-18	6966	2090	500	9556	15/09/2019	14/09/2019	0
Sep-18	6991	2091	500	9582	15/10/2019	07/10/2019	0
Oct-18	6745	2081	500	9326	15/11/2019	13/11/2019	0
Nov-18	5543	2128	500	8171	15/12/2019	24/12/2019	9
Dec-18	6339	3479	500	10318	15/01/2020	08/01/2020	0
Jan-19	5613	2603	500	8716	15/02/2020	25/02/2020	10
Feb-19	5582	2711	500	8793	15/03/2020	13/05/2020	59
Mar-19	5116	5329	500	10945	15/05/2020	15/04/2020	0
<b>TOTAL</b>	<b>75712</b>	<b>40513</b>	<b>6000</b>	<b>122225</b>			

**ESIC DETAILS**

MONTH	EMPLOYER CONTRIBUTION	EMPLOYEE CONTRIBUTION	ADMIN CHARGES	TOTAL CONTRIBUTION	DUE DATE OF PAYMENT	DATE OF PAYMENT	DELAY
Apr-18	10031	3700	-	13731	15/05/2019	07/06/2019	23
May-18	11904	4391	-	16295	15/06/2019	17/06/2019	2
Jun-18	12076	4454	-	16530	15/07/2019	07/08/2019	23
Jul-18	8271	1914	-	10185	15/08/2019	07/10/2019	53
Aug-18	8315	1925	-	10240	15/09/2019	14/09/2019	0
Sep-18	8239	1907	-	10146	15/10/2019	24/10/2019	9
Oct-18	6112	1414	-	7526	15/11/2019	13/11/2019	0
Nov-18	6455	1494	-	7949	15/12/2019	25/12/2019	10
Dec-18	6638	1537	-	8175	15/01/2020	08/01/2020	0
Jan-19	6820	1578	-	8398	15/02/2020	20/02/2020	5
Feb-19	6577	1523	-	8100	15/03/2020	11/08/2020	149
Mar-19	6420	1486	-	7906	15/05/2020	11/08/2020	88
<b>TOTAL</b>	<b>97858</b>	<b>27323</b>		<b>125181</b>			<b>0</b>



**EXHIBIT -III**  
**(ANNEXURE TO AND FORMING PART OF FORM NO.3CD)**  
**LIST OF PAYMENTS MADE TO PERSONS SPECIFIED U/S 40 A (2)(b).**

NAME	AMOUNT	NATURE OF PAYMENT
Gaurav Desai C/G-1, Shikhar Complex, Opp. Shree Ram Marble, Althan Road, Bhatar Road, Surat PAN No.:- AJPPD2869J	706,794.00	Salary
Hemant Desai 61, Pratik Row House, Honey Park Road, Adajan, Surat PAN No.:- ADXPD9214D	359,994.00	Salary
Niti Enterprise F-7, Aakashbhumi Complex, Opp. BRC Colony, Fateh Nagar, Pandésara, Surat PAN No.:- AIOPD8422H	6,243,599.00	Purchase
Bharanti Desai C/G-1, Shikhar Complex, Opp. Shree Ram Marble, Althan Road, Bhatar Road, Surat PAN No.:- ANLPD8136G	508,201.00	Salary
SUNITI HOSPITALITY PVT.LTD 2Nd Floor, Imperial Square, Adajan Pal Road Adajan, Surat PAN No.:- AAPCS2895H	354,000.00	Exhibition Exp
SINGHVI CORPORATE SERVICES PVT.LTD 4Th Floor, The Financial Supermarket Tower Behind Rishabh Petrol Pump, Ring Road, Surat Surat Gj 39500 PAN NO-AAHCS4544B	1,000,000.00	Labour Contract Exp
GAURAV V. SINGHVI Surat PAN NO:-AEMPS9438Q	225,000.00	Rent
NIDHI G. SINGHVI Surat PAN NO:-ASMPS1580K	225,000.00	Rent




EXHIBIT - IV

PARTICULARS OF EACH LOAN OR DEPOSIT OF RS.20,000/- OR MORE  
ACCEPTED OR REPAID DURING THE YEAR

Name & Address of Lender / Depositor	Amount of Loan Taken During The Year	Whether Loan A/c. was Squared up during the Yr.	Max. Amt. O/S During the year	Whether the loan/deposit was taken or accepted by cheque or bank draft or use of electronic clearing system through a bank account	in case loan or deposit was taken or accepted by cheque or bank draft, whether the same was taken or accepted by an or an account payee bank draft	Amount of Loan or Deposit Repaid During The Year
1	2	3	4	5	6	7
ASHA SALEKAR 48-Akash Bhomi Complex Udhna Sachin PAN:-EOHPS885D	-	YES	180,000.00	YES	YES	180,000.00
PIYUSH DESAI Surat PAN-ABIPD1955G	4,000,000.00	YES	4,000,000.00	YES	YES	4,000,000.00
CHIRAG JITENDRA SETH 701, Building-B, Raj Residency, B/H. Gangeshwar Temple, Surat, Gujarat, 395009 PAN-ASNFS9980L	1,400,000.00	NO	1,400,000.00	YES	YES	-
DIVINE MOTORS	3,000,000.00	NO	3,000,000.00	YES	YES	-





**EXHIBIT - IV**

**PARTICULARS OF EACH LOAN OR DEPOSIT OF RS.20,000/- OR MORE  
ACCEPTED OR REPAID DURING THE YEAR**

Name & Address of Lender / Depositer	Amount of Loan Taken During The Year	Whether Loan A/c. was Squared up during the Yr.	Max. Amt. O/S During the year	Whether the loan/deposit was taken or accepted by cheque or bank draft or use of electronic clearing system through a bank account	in case loan or deposit was taken or accepted by cheque or bank draft, whether the same was taken or accepted by an or an account payee bank draft	Amount of Loan or Deposit Repaid During The Year
1	2	3	4	5	6	7
<b>JAYRAJ INFRASTRUCTURE</b> 304,Raghuvir Symphony Shoppers Althan-Surat-395007 PAN:-AAPFJ6181N	4,850,000.00	NO	4,850,000.00	YES	YES	-
<b>SETH ENTERPRISE</b> 701, Building-B, Raj Residency,B/H. Gangeshwar Temple, Surat, Gujarat, 395009 PAN-ASNPS9980L	6,430,000.00	NO	6,430,000.00	YES	YES	-
<b>PRIYANKA MEHTA</b> B-44, Nijanand Soc, B/H Rajdhani Bungalow, GST Road , Ahemedabad PAN NO:-BGAPP5985Q	-	YES	845,000.00	YES	YES	14,840,000.00

Note:

No Loan or Deposit of above has been accepted or repaid in cash or through book entries. As regards payment through bank book in absence of proper evidence,we are unable to confirm the payments made otherwise than by account payee cheque.




**EXHIBIT - V**

34a Whether the assessee is required to deduct or collect tax as per the provisions of Chapter XVII-B or Chapter XVII-BB, if yes please furnish:

TAN No.	Section	Nature of payment	Total amount of payment or receipt of the nature specified in column (3)	Total amount on which tax was required to be deducted or collected out of (4)	Total amount on which tax was deducted or collected at specified rate out of (5)	Amount of tax deducted or collected out of (6)	Total amount on which tax was deducted or collected at less than specified rate out of (7)	Amount of tax deducted or collected on (8)	Amount of tax deducted or collected not deposited to the credit of the Central Government out of (6) and (8)
1	2	3	4	5	6	7	8	9	10
SRTL00670F	194A	Interest other than Interest on securities	86,946.00	86,946.00	86,946.00	8,694.00	-	-	-
SRTL00670F	194J	Fees for professional or technical services	902,300.00	902,300.00	902,300.00	90,230.00	-	-	-
SRTL00670F	194H	Commission or brokerage	1,063,740.00	1,063,740.00	1,063,740.00	53,187.00	-	-	-
SRTL00670F	194I	Rent	1,593,132.00	1,593,132.00	1,593,132.00	159,312.00	-	-	-
SRTL00670F	194C	Contractor	7,633,241.00	7,633,241.00	7,633,241.00	91,240.00	-	-	-


34b whether the assessee has furnished the statement of tax deducted or tax collected within the prescribed time. If not, please furnish the details:

TAN No.	Type of Form	Due date for furnishing	Date of furnishing if furnished	Whether the statement of tax deducted or collected contains information about all transactions which are required to be reported
SRTL00670F	Form 26Q-Q2	31/10/2019	31/10/2019	YES
SRTL00670F	Form 26Q-Q3	31/01/2020	25/01/2020	YES
SRTL00670F	Form 24Q-Q4	31/07/2020	29/07/2020	YES



34c Whether the assessee is liable to pay interest under section 201(1A) or section 206C(7). If yes, please furnish:

TAN No.	Amount of interest under section 201(1A)/206C(7) is payable	Amount paid out of Coloum no (2)	Date of Payment
SRIL00670F	1,257.00	-	
SRIL00670F	504.00	-	
SRIL00670F	14,834.00	742.00	22/10/2020
SRIL00670F		682.00	22/10/2020
SRIL00670F		302.00	22/10/2020
SRIL00670F		6,349.00	22/10/2020
SRIL00670F		720.00	22/10/2020
SRIL00670F		226.00	22/10/2020
SRIL00670F		850.00	22/10/2020
SRIL00670F			



**SUNRISE MARKETING AND SERVICES**  
**BALANCE SHEET AS AT 31-03-2020**

Liabilities	Current Year Amount in Rs	Previous Year Amount in Rs	Assets	Current Year Amount in Rs	Previous Year Amount in Rs
<u>CAPITAL A/C</u> SCHEDULE - 'A'	51,911,594.05	35,931,677.28	<u>FIXED ASSETS</u> SCHEDULE - 'G'	10,289,876.00	7,365,510.00
<u>SECURED LOANS</u> SCHEDULE - 'B'	71,138,739.40	61,980,902.89	<u>INVESTMENT</u> SCHEDULE - 'H'	6,705,218.50	4,209,472.50
<u>UNSECURED LOANS</u> SCHEDULE - 'C'		180,000.00	<u>SUNDRY DEBTORS</u> SCHEDULE - 'I'	120,899,008.03	93,425,169.27
<u>SUNDRY CREDITORS</u> SCHEDULE - 'D'	62,930,475.25	39,047,656.47	<u>ADVANCE TO CREDITORS</u> SCHEDULE - 'J'	28,918,360.11	364,606.00
<u>ADVANCE FROM DEBTORS</u> SCHEDULE - 'E'	22,892.00	179,119.00	<u>INVENTORIES</u> SCHEDULE - 'K'	17,770,500.00	25,568,653.00
<u>PROVISIONS</u> SCHEDULE - 'F'	892,582.50	(62,980.62)	<u>LOANS &amp; ADVANCES</u> SCHEDULE - 'L'	51,519.00	3,812,351.25
			<u>CASH &amp; BANK BALANCES</u> SCHEDULE - 'M'	2,261,801.56	2,510,613.00
	<b>186,896,283.20</b>	<b>137,256,375.02</b>		<b>186,896,283.20</b>	<b>137,256,375.02</b>

Notes on Accounts SCHEDULE "N"  
AS PER OUR REPORT OF EVEN DATE

FOR SBMG & CO.  
Chartered Accountants  
FRN. 127756W

*Sumit*  
SUMIT BIHANI, Partner  
M. No. 121551  
Date: 19-12-2020  
Place: Surat



For SUNRISE MARKETING AND SERVICES  
For Sunrise Marketing & Services

*Proprietor*  
Proprietor

**SUNRISE MARKETING AND SERVICES**  
**TRADING ACCOUNT FOR THE YEAR ENDING 31.03.2020**

Particular	Amount in Rs	Particular	Amount in Rs
To Opening Stock	25,568,653.00	By Sales	419,353,337.49
To Purchases	376,927,957.51	Sale of Goods	536,592.00
To Loading & Unloading Charges	7,540.00	Less: Sales Return	
To Job Work	771,908.10	By Closing Stock	17,770,500.00
To Gross Profit c/d	33,311,186.78		
	436,587,245.49		436,587,245.49

Notes on Accounts SCHEDULE "N"  
AS PER OUR REPORT OF EVEN DATE

FOR SBMG & CO.  
Chartered Accountants  
FRN. 127756W



*Sumit B. Bhai*  
**SUMIT BIHANI, Partner**  
M. No. 121551  
Date: 19-12-2020  
Place: Surat


For SUNRISE MARKETING AND SERVICES  
**For Sunrise Marketing & Services**

*[Signature]*  
**Proprietor**  
Proprietor

8203320

**SUNRISE MARKETING AND SERVICES**  
**PROFIT & LOSS ACCOUNT FOR THE YEAR ENDING 31.03.2020**

Particular	Amount in Rs	Particular	Amount in Rs
Audit Fees	30,000.00	Gross Profit b/d	33,311,186.78
Bank Charge	34,951.44	Discounts & Kasar	60,944.31
Bonus (Diwali)	242,720.00	Other Income	13,354.31
Business Professional Tax Exp	4,780.00	Incentive Income	87,025.00
Business Development Exp.	21,904.00		
Check Post Exp	6,950.00		
Cleaning Exp	2,329.00		
Comission Exp	1,063,740.00		
Conveyance Exp	1,040.00		
Depriciation	715,226.00		
Digital Signature Exp	5,000.00		
Drinking & Water Exp	7,560.00		
Electricity Exp (Dgvcl)	182,121.14		
Employee Esic Exp	22,351.00		
Employee P.F Exp	78,188.00		
Employer Esic Exp	99,503.00		
Employer P.F. Exp	43,799.00		
Exhibition Account	16,000.00		
Fooding Exp	7,614.00		
Function & Festival Exp	31,252.00		
Incentive	945,461.00		
Insurance Exp	142,355.00		
Interest Paid	6,592,099.43		
Interest On Tds	19,073.00		
Inter .net Expense	4,700.00		
Invoice Audit Exp	4,000.00		
Labour Contract Exp	1,000,000.00		
Legal & Professional Fees	898,600.00		
Meeting & Conference Exp.	150,000.00		
Misc Expenses	42,255.00		
Office Expenses	30,819.00		
Parking Exp	9,100.00		
GST latefiling Charge	6,700.00		
GST Interest Charge	6,076.00		
Petrol Expense	1,579,961.42		
Postage & Courier Expense	29,921.00		
Printing & Stationery Expense	206,836.00		
Processing Fees	70,754.00		
Professional Tax	5,280.00		
Professional Tax Exp	59,062.00		
PSR Incentive	249,208.00		
Rate Diff/Cash Disc.	172,600.26		
Renewal Charges	150,000.00		
Rent Expense	1,727,132.00		
Repaire & Maintenance	642,669.95		



For Sunrise Marketing & Services

*(Signature)*

Proprietor

Salary Exp	9,173,747.00		
Sales Promotion Exp	22,500.00		
Security Service Charge	30,000.00		
Staff Welfare Exp	63,878.00		
Stock Audit Charge	9,000.00		
Tea & Water Exp	5,945.16		
Telephone Exp	107,767.18		
Tempo Rent Food	1,356,486.00		
Tender Fees	5,450.00		
Testing And Analysis Charges	32,000.00		
Tonner Refilling Exp	5,100.00		
Tour & Travelling Exp	402,488.00		
Transportation Exp	169,315.00		
Uniform Expenses	69,339.28		
Vat Exp	616,873.62		
Website Development Exp	48,260.00		
To Net Profit	3,992,669.52		
	<b>33,442,510.40</b>		<b>33,472,510.40</b>

Notes on Accounts SCHEDULE "N"  
AS PER OUR REPORT OF EVEN DATE

FOR SBMG & CO.


Chartered Accountants  
FRN NO.127756W

*Sumit*  
SUMIT BIHANI, Partner

M. No. 121551

Date: 19-12-2020

Place: Surat



For SUNRISE MARKETING AND SERVICES  
For Sunrise Marketing & Services

*Praveen*  
Proprietor

Proprietor

**SUNRISE MARKETING AND SERVICES**  
SCHEDULES ANNEXED TO AND FORMING PART OF ACCOUNTS AS ON 31ST MARCH 2020

Particulars	Amount in ₹
<b><u>SCHEDULE "A" PROPRIETOR'S CAPITAL ACCOUNT</u></b>	
OPENING BALANCE	35,931,677.28
Add: PROFIT DURING THE YEAR	3,992,669.52
Add: ADDITION MADE DURING THE YEAR Net Addition made during the year	13,288,000.00
Less: WITHDRAWALS MADE DURING THE YEAR	
Income Tax Paid	660,109.00
Property Tax	57,728.00
Donation	361,000.00
Drawings	86,067.75
School Fees	73,700.00
Mediclaime Paid	62,148.00
	1,300,752.75
Closing Balance	51,911,594.05



For Sunrise Marketing & Services

A handwritten signature in black ink, appearing to read "Daxi Dey".

Proprietor



**SUNRISE MARKETING AND SERVICES**  
SCHEDULES ANNEXED TO AND FORMING PART OF ACCOUNTS AS ON 31ST MARCH 2020

Particulars	Amount in ₹
<b><u>SCHEDULE "B" SECURED LOAN</u></b>	
Daimler Financial Services India Pvt Ltd	2,425,913.00
Standard Chartered - Channel Finance	12,916,327.95
State Bank Of India- Car Loan	987,332.00
Yes Bank Ltd Cash Credit-4932	51,664,329.77
Yes Bank Pepsico Ltd -0491	3,144,836.68
<b>TOTAL</b>	<b>71,138,739.40</b>
<b><u>SCHEDULE "D" SUNDRY CREDITORS</u></b>	
<b><u>1-CREDITOR FOR EXP</u></b>	
Auto Tyre 5271	200.00
Auto Tyres 9497	9,200.00
Balaji Travel House	(2,433.00)
Bharat Sanchar Nigam Limited	1,667.06
Chetna Rakeshkumar Patel	30,000.00
Fourth Dimension Service Solutions	14,200.00
Gaurav V. Singhvi	162,000.00
Hiren Kunver Ji Shah	(75,000.00)
Joy Kirtibhai Wagle	522,500.00
Kirtibhai Waghel	380,000.00
Krishna Infotech	8,700.00
Lalji Mulji Transport Co.	(321.00)
Manish Vijay Garud	11,205.00
Mayank Harishbhai Surti	14,000.00
Meena P Sharma	40,000.00
Milan Patel	17,000.00
Mukesh Hawale	14,546.00
Nidhi Babulal Patel (Rent)	30,000.00
Nidhi G. Singhvi	162,000.00
Omkar Automobiles 340	4,139.00
Omkar Automobiles 5271	3,701.00
Pathak Transport Service	44,712.00
Popular Auto Diesels 8035	3,030.00
Rajeshbhai V Jhaveri	(5,687.00)
Ravin Mahadevbhai Naik	12,000.00
Regal Auto 0545	(1,888.00)
Regal Auto Tempo 0584	1,430.00
Regal Auto Tempo 8035	5,150.00


For Sunrise Marketing & Services



*(Signature)*  
Proprietor

**SUNRISE MARKETING AND SERVICES**  
SCHEDULES ANNEXED TO AND FORMING PART OF ACCOUNTS AS ON 31ST MARCH 2020

Particulars	Amount in ₹
Regal Auto Tempo Van 340	7,960.00
Regal Auto Van 5271	7,185.00
Reliance Jio Infocomm Limited	(477.00)
Sangam Steel & Hardware Stores	9,440.00
Sardbhai Yashvantbhai Dancj	30,000.00
SBMG & Co.	27,000.00
Sejalben Babulal Patel	30,000.00
Shaikh Salman Mohamad Husen	13,875.00
Shaikh Tofik Gulamnabi	15,300.00
Sunil M Kachhava	12,000.00
Suniti Hospitality Pvt.Ltd.	(795,540.00)
The Professional Couriers	10,810.00
Vodafone Idea Limited	1,897.96
	775,502.02
<b>2-CREDITOR FOR GOODS</b>	
A Square Solutions.	45,828.40
Aalidhra Textpro Engineers Pvt Ltd	456,896.00
Ac Drives & Technology Pvt.Ltd.	17,893.00
Ad-Field Advertising Agency	3,291.00
Aditya Enterprise..	44,342.00
Akshar Agencies Electrade Pvt Ltd.	666,505.00
Amar Cable Corporation.	4,130.00
Arbuda Eng & Hardware	39,825.00
Archee Enterprise	43,305.00
Arham Electricals.	592,180.64
Arti Agencies.	25,284.00
Ashapura Electricals.	8,639.00
Ashok Electric Company.	22,178.00
Asian Electricals	38,483.00
Atul Machinery Stores	1,230,435.00
Axl Lighting Ltd (New Delhi)	13,929.44
Baumer India Pvt.Ltd	29,500.00
Bharat Bijlee Ltd (Mtm Division)	449,227.02
Bharat Bijlee Ltd- Navi Mumbai	4,091,245.59
Bharat Bijlee Ltd. (Ahmedabad)	21,756,410.60
Bharat Bijlee Ltd. (Drives Division)	1,845,352.72
Bhumi Electricals	7,616.00
Bisu Agritech Pvt Ltd	176,648.00
Chetan Gears	104,104.00
Crompton Greaves Consumer Ele. Ltd	1,373.11
Crompton Greaves Consumer Electricals Limited....	584,175.04
Dhanuka Trading Co.	67,522.00
Dhruv Agencies.	146,226.00
Diamond Electricals.	128,237.00
Electra Automation	12,862.00




For Sunrise Marketing & Services

*Parvi Shree h.*  
Proprietor

**SUNRISE MARKETING AND SERVICES**  
SCHEDULES ANNEXED TO AND FORMING PART OF ACCOUNTS AS ON 31ST MARCH 2020

Particulars	Amount in ₹
Eternal Mechatron Llp	1,034,342.00
Ganga Control System.	41,398.00
Gujarat Narmada Valley Fertilizers Chemi	5,900.00
Gulf Oil Lubricants India Limited	5,588,924.53
Gulf Oil Lubricants India Limited .	388,419.70
Gulf Oil Lubricants India Limited.	63,689.00
Halonix Technologies Ltd..	13,440.00
Heubach Colou Pvt.Ltd Unit-iii	13,664.00
Hi-Tech Apparatus Pvt Ltd.	282,323.00
Hi-Tech Marketing.	67,410.00
Innotech Automation Llp	55,646.00
Jay Air System Pvt.Ltd	(4,766.00)
Jay Shreeram Corporation	164,610.00
Jayant Distributors	3,826.00
Jayashree Encoders Pvt Ltd	152,354.84
Kalp Enterprise	702.00
Kerala Electric Company	84,901.00
Khushi Dye Chem Pvt Ltd	1,503,792.00
Kirloskar Brothers Limited	13,458.18
Light Zone International	10,631.00
M.D. Electricals	2,750.00
M.J.Electricals	17,143.00
M.P. Electricals	11,986.80
Machno Tech Pvt Ltd	65,376.00
Mahavir Traders.	42,231.00
Mayur Electricals	14,882.00
Mihir Electrical Mechanical Works	4,130.00
Millenium Online India Ltd.	6,300.00
Modern Engineers	9,676.00
Multimech Engineering	4,720.00
National Machine Tools Co	6,825.00
National Motor Mfg Co.	1,734,311.00
Navkar Electric	3,103.00
Naynaben D Patel	260,000.00
Nirmala Enterprise.	27,966.00
Niti Enterprise-P	4,591,217.00
Nuled	3,898.00
Panama Petrochem Limited	51,516.44
Paresh Engineering Works	58,366.00
Patel Corporation.	42,183.01
Patel Electricals.	364.00
Pavan Ramesh Sonawane	16,000.00
Pepsico Holding (P) Ltd-Food	555,895.68
Perfect Industrial Services	255,697.00
Planical Engineers Private Limited.	770,001.28
Power Builed Ltd	9,821.18
Premium Transmission Pvt Ltd	1,963,090.63



For Sunrise Marketing & Services


*(Signature)*

Proprietor

**SUNRISE MARKETING AND SERVICES**

SCHEDULES ANNEXED TO AND FORMING PART OF ACCOUNTS AS ON 31ST MARCH 2020

Particulars	Amount in ₹
Purani Automation.	96,408.00
Quiz Electronics Llp.	9,900.00
R. Manilal & Sons	4,602.00
Rakesh Engineering Works	28,845.00
Ramdev Petroleum	(10,421.00)
Real Enterprise.	30,145.00
Reliance Engineering Works.	1,044,713.00
Remi Elektrotechnik Limited	1,016,941.00
Rima Machines Pvt.Ltd..	10,620.00
Rotech	44,250.00
Rotek Engineers	242,035.00
S & S Enterprise	850.00
Sai Electronics Equipment Co.	230,898.00
Santram Engineers (P) Ltd	535,365.00
Shah Cables	14,044.00
Shah Electric Co	77,347.00
Shiv Shakti Tyre & Oil.	1,250.00
Shree Maruti Boring Works & Pipe.	146,563.00
Shree Ram Electric Corporation	6,490.00
Shree Sai Steel Fabricators	15,718.00
Shree Sainath Stores	35,002.00
Sigma Engineering Services.	102,640.00
Silicon Vehicles Llp	6,797.00
Singhvi Corporate Services Pvt.Ltd	347,000.00
Smit Electricals Hub Pvt.Ltd	18,300.00
Sna Machinery	8,260.00
Sneha Agencies	1,550.00
Sony India Pvt Ltd	(3,845.00)
Speedo Tech Engineering	690,564.00
Standard Electricals.	27,367.00
Steel-O-Fab Engineers	212,828.00
Sukhaaram Electric Enterprise	3,590.00
Suncity Electricals.	670,734.00
Superfine Impex Pvt.Ltd..	2,124.00
Supreme Enterprise...	17,746.00
Surat Computer	3,400.00
Tatvamasi Automation Pvt Ltd	34,987.00
Technokraft Marketing Llp.	103,778.00
Tirupati Electrify Shops Pvt Ltd	20,474.00
Tirupati Sales Corporation	3,800.00
Tulsi Electricals	1,192.00
Tulsi Switchgears	137,799.00
Utsav Agencies	1,564,275.35
Varun Beverages Limited	(7,967.56)
Varun Beverages Ltd (D.N)	(33,660.00)
Vijay Power	19,725.00
Winner Enterprise	10,220.00
Yaskawa India Private Limited	1,011,653.61
Zaveri Electronics	47,088.00
Zony Transmission Systems Pvt Ltd	883,230.00
	62,154,973.23
<b>TOTAL</b>	<b>62,930,475.25</b>



For Sunrise Marketing & Services

Proprietor

**SUNRISE MARKETING AND SERVICES**

SCHEDULES ANNEXED TO AND FORMING PART OF ACCOUNTS AS ON 31ST MARCH 2020

Particulars		Amount in ₹
<b>SCHEDULE "E" ADVANCE FROM DEBTORS</b>		
Drive & Control System		22,892.00
	<b>TOTAL</b>	<b>22,892.00</b>
<b>SCHEDULE "F" PROVISION</b>		
<b>1-DUTIES AND TAXES</b>		
TDS Payable		263,968.50
ESI Payable		16,006.00
PF Payable		12,610.00
	<b>TOTAL</b>	<b>292,584.50</b>
<b>2.STAFF SALARY PAYABLE</b>		
Abhishek Kayaasth		8,420.00
Akash Kumar Dwivedi		19,451.00
Anil Lalmani Pandey		14,503.00
Arun Pandhare		12,519.00
Bhranti Desai		19,650.00
Dharmesh N Sharma		38,800.00
Dipak A Sonawane		15,698.00
Gaurav Desai		35,850.00
Guni Chunnur Dubey		30,934.00
Hemanthbai Desai		29,800.00
Hitesh Chauhan		34,800.00
Jatinkumar. R. Lad		59,800.00
Jigar Jitendrakumar Kansara		13,427.00
Kalyaniben Bapubhai Aher		17,800.00
Karan Ashwinbhai Gohil		19,850.00
Krunal Bharatsinh Mangrola		49,000.00
Nagendra Shobhnath Pandey		12,270.00
Pinkal Pancholi		24,800.00
Priyanka Pinkal Pancholi		4,548.00
Rajendra Shobhnath Pandey		23,428.00
Rakesh Pandey		39,800.00
Ravi Vinubhai Khokhar		18,657.00
Ravindra Shobhnath Pandey		19,489.00
Sangita A.Lokhande		8,480.00
Somanathan V Nair		17,665.00
Salary Payble		10,559.00
	<b>TOTAL</b>	<b>599,998.00</b>
		<b>892,582.50</b>



For Sunrise Marketing & Services

*(Signature)*  
Proprietor

**SUNRISE MARKETING AND SERVICES**

SCHEDULES ANNEXED TO AND FORMING PART OF ACCOUNTS AS ON 31ST MARCH 2020

Particulars	Amount in ₹
<b>SCHEDULE "H" INVESTMENTS</b>	
Advance Tax	500,000.00
Bajaj Allianz Life Insurance Co.Ltd	500,000.00
Bd Pram Mf	20,000.00
Allahabad Bank	325,000.00
Crompton Greaves Ltd. [Dep]	30,000.00
DSP Mf	375,000.00
Employees Provident Fund [Epfi]	33,622.00
Fdr With Bank Of Baroda	72,501.00
Frenklin India Fund	1,286,967.50
Gsl Engitech Pvt Ltd (Share)	500.00
Halonix Technologies Ltd	25,000.00
Hdfc Mutual Fund	2,937,000.00
Icici Life Prudential	35,732.00
Infra Bond	20,000.00
L.I.C. Of India	356,896.00
Pep Ind Glass Pvt Lt	120,000.00
Pgim India Mutial Fund	20,000.00
Reliance Long Term [Mf]	10,000.00
Reliance Mutual Fund	2,000.00
Rotomotive Powerdrives [Dep]	25,000.00
Sbi Contra Fund	10,000.00
<b>TOTAL</b>	<b>6,705,218.50</b>
<b>SCHEDULE "I" SUNDRY DEBTORS</b>	
Aakash Plastopack Pvt Ltd	6,608.00
Aakash Textile Engineers	767,708.00
Aakash Textile Engineers Llp	123,333.00
Aalidhra Textfab Private Limited	14,396.00
Aalidhra Textpro Engineers Pvt Ltd	2,571,543.00
Aarti Industries Ltd- Dahej-Saffron Sez Unit	228,021.00
Accurate Trans Heat Pvt Ltd	1,161,064.00
Acelo Chem Pvt Ltd.	22,007.00
Aditya Industech Pvt Ltd	1,465,846.00
Aditya Mill Store	4,602.00
Advance Automation And Technologies	24,851.00
Agarwal Textile Mill	6,136.00
Aklavya Industries Pvt Ltd	31,860.00
Akshar Air Product	20,567.00
Akshar Fabrics Pvt.Ltd	101,739.00
Altraa Tex Pro.	106,908.00
Ambica Oil Center	258,099.00
Amc Chemicals Pvt Ltd.	10,148.00
Amk Enterprise	152,746.00
Amritlakshmi Machine Works.	137,984.00
Anandi Silk Mills	27,848.00
Anjani Industries	1,191,542.00
Ankleshwar Nagar Palika	320,384.00
Anticorrosive Equipment Pvt Ltd	371,752.00
Anubha Fabrics (P) Ltd.	29,736.00
Apar Industries Ltd.(Unit : Uniflex Cabl	35,270.00
Apeshwar Engg Works	1,129,395.26
Apex Engineers	31,307.00
Apexjet Industries.	52,540.00
Aqua O&M Services Private Limited	56,951.00
Aqua-At Environmental Engineers Pvt.Ltd	424,200.00



For Sunrise Marketing &amp; Services

  
Proprietor

**SUNRISE MARKETING AND SERVICES**

SCHEDULES ANNEXED TO AND FORMING PART OF ACCOUNTS AS ON 31ST MARCH 2020

Particulars	Amount in ₹
Arbuda Eng. & Hardware	108,754.00
Archee Lights	25,434.00
Arham Electricals...	9,717.00
Arihant Electrical	4,015,705.00
Arihant Milgin Stores	9,750.00
Arsh Engineering Co.	17,818.00
Arti Agencies	8,776.00
Ashok Electric Company	170,351.00
Asteam Techno Solution Pvt Ltd	109,309.00
Autotech Non Woven Pvt Ltd	49,372.00
Balaji Oil	26,904.00
Balaji Polysters Pvt Ltd.	128,431.00
Balaji Traders	28,198.00
Banswara Syntex Ltd	12,845.00
Batli Boi Ltd (Mtd Div)	42,338.00
Batli Boi Ltd (Tae Div)	15,528.00
Bectochem Loedige Process Technology P L	72,789.00
Bhagat Textile Engineers.	48,867.00
Bhagat Machines Pvt.Ltd.	933,113.00
Bhagyaraj Enterprise	200,000.00
Bhagyarekha Engineers Pvt Ltd	2,411,316.00
Bhagyarekha Engitech Pvt.Ltd	32,875.00
Bhargesh Engineering	408,469.00
Bhatt Bros	7,845.00
Bhavin Textiles	885,171.00
Bhoomi Oil Traders	20,860.00
Bhukhanvala Industries Pvt.Ltd.	69,290.00
Bilimora Nagar Palika	7,881.00
Bindal Silk Mills	332,254.00
Biofics Pvt.Ltd	53,336.00
Black Rose Industries Ltd	27,140.00
Borana Filaments Pvt. Ltd	3,422.00
Britex Industries Llp	8,260.00
C K Industrial Equipments	61,242.00
C.M. Trading	34,456.00
Cadila Pharmaceuticals Ltd	34,810.00
Capto Engineering Co..	2,799,521.00
Chandan Steel Ltd.(Imd Div)	5,072,666.00
Chloro Tech Equipments Pvt Ltd	772,558.00
Colofab (India)	67,260.00
Condor Footwear (India) Limited-Unit 2	109,032.00
Condor Footwear Limited	31,860.00
Convergence Chemicals Pvt Ltd	13,216.00
Cosmos Textile Mills Pvt Ltd	70,387.00
D K Chemical	4,200.00
Dakle Industrial Plastics	32,214.00
Darshan Millgin Store	113,642.00
Daystar Enviro Technologies Pvt Ltd	233,640.00
Devi Pumps Equipments	11,210.00
Devkrut Engineers Pvt Ltd	615,089.00
Dhanurdhar Processors Pvt Ltd	68,999.00
Dhyana Enterprise	7,171.00
Diamond Electricals	4,366.00
Divine Engineering Service	4,248.00
Dkm Precision Engineers	9,315.00
Donear Industries Ltd	1,104,940.00
Donear Industries Ltd.	7,956.00




For Sunrise Marketing & Services

*(Signature)*  
Proprietor

**SUNRISE MARKETING AND SERVICES**

SCHEDULES ANNEXED TO AND FORMING PART OF ACCOUNTS AS ON 31ST MARCH 2020

Particulars	Amount in ₹
Durga Processors Pvt Ltd	6,468.00
Dynemic Products Ltd (Reg.Off)	7,198.00
Dynemic Systems	154,007.00
Electra Automation.	119,808.00
Enviro Control Associates (I) Pvt Ltd	93,373.00
Enzal Chemical India Ltd	34,220.00
Eternal Mechatron Llp.	19,588.00
Everfast Electricals	21,972.00
Expanded Polymer Systems	23,364.00
Fives Combustion Systems Pvt Ltd	304,447.00
Flora Agrotech Pvt Ltd	(86,980.00)
Galiakotwala Engineering Company Pvt. Lt	36,993.00
Gandevi Nagar Palika	10,435.00
Ganesh Textiles	42,301.00
Ganga Control System	43,660.00
Garden Silk Mills Limited	3,611.00
Gargo Corporation	192,466.00
General Petrochemicals Private Limited	54,634.00
Gharda Chemicals Limited	52,392.00
Ginza Industries Limited	48,262.00
Globe Enterprise	33,500.00
God Sun Engineering	188,564.00
Gokulanand Petrofibers ( Pty Division)	32,603.00
Gopal Enterprise	76,688.00
Goyal Knitfab Pvt Ltd	9,864.00
Green Paradise Pigments Llp	323,378.00
Gtx Private Limited(Unit-1)	27,258.00
Gtx Private Limited(Unit-2)	135,794.00
Gujarat Narmada Valley Fertilizers & Chemicals Limited.	100,747.00
Gujarat Polyfilms (P) Ltd	69,455.00
Gujtex Engineering Company	2,673,964.00
Gurukrupa Electricals	10,148.00
Gvm Woven	41,005.00
Haree Star Infrastructure Pvt Ltd	25,499.00
Harihar Sizars	4,602.00
Harikrishna Concrete Solutions	144.00
Harish Tex-Mach Pvt Ltd	62,281.00
Harish Textile Engineers Pvt Ltd	733,024.00
Harshad Dyeing & Printing Mills Pvt.Ltd.	74,647.00
Harshad Machinery Pvt Ltd	1,155,060.00
Heat Therm Pvt.Ltd	572,803.00
Heatex Industries Ltd	1,552,182.00
Heena Sales Agency	11,100.00
Heritage Processors Pvt Ltd	1,475.00
Heubach Colour Pvt.Limited	31,360.00
Hi-Tech Apparatus Pvt Ltd	502,393.00
Hilti Manufacturing India P Ltd(Unit-2)	54,516.00
Himson Engineering Pvt Ltd	9,204.00
Hitech Textile Engineering	98,176.00
HI Equipments	65,914.00
Hle Engineers Pvt.Ltd. (Chemical Unit-2)	7,316.00
Hle Glascoat Limited (Chem Div)	33,453.00
Hle Glascoat Limited (Maroli Works)	93,869.00
Iec Engineering Private Limited	424,421.00
Indofil Industries Limited	93,220.00
Industrial Gasket And Safety Mad Co	23,246.00
Ins	8,400.00



For Sunrise Marketing & Services


*[Signature]*  
Proprietor



**SUNRISE MARKETING AND SERVICES**

SCHEDULES ANNEXED TO AND FORMING PART OF ACCOUNTS AS ON 31ST MARCH 2020

Particulars	Amount in ₹
J.K. Papad Industries	9,039.00
J.K. Trading Company	148,922.00
Jahnvi Enterprise	95,485.00
Jai Enterprise	226,834.00
Jain Glass Solutions	8,496.00
Jaisal Industries Ltd.	14,632.00
Jaisal Silk Mills Private Limited	132.00
Jay Bharat Dyeing & Printing	11,918.00
Jay Engineers	471,724.00
Jay Jalaram Millgin Stores	15,350.00
Jay Maa Vindhyaivasini Textiles	17,582.00
Jay Textiles	30,975.00
Jayco Synthetics	4,489.00
Jaylon Texuriser	956.00
Jotram Engineering	10,856.00
K - Fins Pumps Private Limited	515,841.00
K K Engineers	54,160.00
K.P. Engineering	70,328.00
K.S Industries	12,803.00
K.S.Electricals	95,391.00
Kadmawala Dyeing And Printng Pvt Ltd	116,525.00
Kalakruti Processors Pvt. Ltd.	113,929.00
Kalyan Enterprise	72,570.00
Kalyan Textile Engineering Works	8,850.00
Kamal Enterprises	8,024.00
Kanani Polyfab Pvt Ltd	32,450.00
Karishma Textile	7,011.00
Kastbhanjan Sales	15,104.00
Kay Bee Electricals	57,096.00
Kesar Fibers	46,020.00
Keshrinandan Dyeing & Printing Pvt Ltd	11,564.00
Keytex Engineering Works	41,507.00
Kirtida Silk Mills	28,616.00
Komal Traders	4,116.00
Krishak Bharati Cooperative Ltd	12,400.00
Krishna Automation	42,952.00
Krishna Concrete	187,574.00
Krishna Engineering	407,548.00
Krishna Engineering Works	35,518.00
Krishna Engineers	281,784.00
Krishna Enterprise.	4,083.00
Krishna Fab Tech	92,040.00
Krishna International Overseas	8,614.00
Krishna Stores	176,753.00
Krishna Textiles	3,150.00
Kshetrapal Engineers	12,803.00
Kusumgar Corporates Pvt Ltd	6,372.00
L N Textile Traders	107,909.00
Lacimehc Protech Pvt Ltd	201,268.00
Lalji Corporation	62,587.00
Laxmi Air Systems	10,089.00
Laxminarayan Industries	204,400.00
Leader Offset	3,587.00
Lotus Enterprise	925,649.00
Lotus Marketing.	25,861.00
Lucy Engineering Works Pvt Ltd	6,621,951.00
Lupin Limited	37,949.00




For Sunrise Marketing & Services

*[Signature]*  
Proprietor

**SUNRISE MARKETING AND SERVICES**  
SCHEDULES ANNEXED TO AND FORMING PART OF ACCOUNTS AS ON 31ST MARCH 2020

Particulars	Amount in ₹
M S Engineering Service	64,192.00
M/S Sandhya Engineering	79,060.00
M/S Sarigam Eco Energy Ltd	557,007.00
Ma Kali Treders	7,263.00
Madhav Printers	20,744.00
Madhav Sales	162,811.00
Madhusudan Threads	4,368.00
Madhusudan Threads.	61,962.00
Mahadev Milgin Store	365,003.00
Mahalaxmi Infracon Pvt Ltd	12,390.00
Mahavir Air Compressor	187,740.00
Mahavir Eco Projects Pvt.Ltd	78,470.00
Mahavir Synthesis Pvt Ltd	143,984.00
Mahendra Traders	41,200.00
Mahesh Silk Mills Pvt Ltd	7,670.00
Maheshwari Engineering Industries	265,042.00
Mangal Geeta Fashion Pvt.Ltd	35,400.00
Manhar Processors	99,120.00
Manish Dyeing & Printing Pvt Ltd	18,467.00
Manish Packaging Pvt Ltd	2,800.00
Manish Packaging Pvt.Ltd	5,936.00
Manjil Paper Tubes Cores And Packaging	8,555.00
Manju Dyeing & Printing Mills.	12,320.00
Maruti Alang House	60,416.00
Maruti Textiles	3,200.00
Marval Engineering Pvt Ltd	810,643.00
Mcc Concrete	208,895.00
Mega Innovative Crops Pvt.Ltd	19,824.00
Mehul Geo Projects Llp	242,101.00
Mihir Electrical & Mechanical Works	2,300.00
Mira Industrial Store	3,469.00
Modern Engineers.	25,370.00
Mould-Well	18,762.00
Nahar Colours & Coating Pvt.Ltd	12,154.00
National Engineering	271,736.00
National Motor Mfg Company	1,285,764.00
National Traders	255,901.00
Navin Fluorine International Ltd	146,628.00
Navsari Nagar Palika	25,622.00
Nb Roadway	33,399.00
Neorama Transmission	395,001.00
Nexa Processors Private Limited	19,352.00
Niharika Dyeing & Printing Mills (P) Ltd	7,670.00
Nilkanth Enterprise	3,481.00
Nipa Agencies	15,812.00
Niranjan Chemicals	3,540.00
Nirav Mill Stores	7,700.00
Nirav Trading Co.	17,820.00
Nirmala Enterprise	92,040.00
Nish Techno Projects Pvt.Ltd.	20,102.00
Nishmay Constructions Co.	125,060.00
Nita Milgin And Fani House	115,286.00
Nita Tex Parts	29,771.00
Niti Enterprise-S	1,481,289.93
Nova Dyestuff Industries Pvt Ltd	567,545.00
Novacid Pvt.Ltd	119,994.00
Nutan Electric	93,568.00




For Sunrise Marketing & Services

*(Signature)*  
Proprietor

**SUNRISE MARKETING AND SERVICES**  
**SCHEDULES ANNEXED TO AND FORMING PART OF ACCOUNTS AS ON 31ST MARCH 2020**

Particulars	Amount in ₹
Ohm Engineers	73,870.00
Om Organic	70,800.00
Om Technotex Industries	50,269.00
Omeel Coils	81,774.00
Omkar Marketing	26,152.00
Oneiro Chemicals Pvt Ltd	27,612.00
Orgo Chem (Guj) Pvt Ltd	4,502.00
P & M Engineering Solution	54,597.00
P Mech Engineers	12,390.00
Padmavati Engineering	18,290.00
Palak Lube	26,998.00
Pankaj Fashion (P) Ltd	144,644.00
Parkeel Rasikbhai Shah	1,150,150.00
Parag Syntex Pvt Ltd	146,674.00
Paras Traders	69,592.00
Paresh Trading Company.	199,513.00
Parihar Fabrication	285,277.00
Parmes Diamond Exports Pvt Ltd	38,844.00
Parthvi Electromech	152,333.00
Patel Corporation	9,357.00
Patel Kenwood Pvt Ltd	125,517.00
Patel Plastic Works	5,000.00
Perfect Industrial Services.	977,753.00
Perfect Traders	482.00
Phoenix Fabrics	22,066.00
Pioneer Syntex (P) Ltd	272,084.00
Pooja Enterprise	1,066,393.00
Pooja Textile Engineering	161,660.00
Power Enterprise	58,575.00
Pr Texpro Engineering	276,536.00
Prakash Industrial Services Pvt Ltd	15,930.00
Pratibha Fabrics Ltd	58,764.00
Prayagraj Dyeing Printing Mills Pvt Ltd	9,440.00
Priyanka Processors Pvt Ltd	31,624.00
Priyanshi Creations Pvt.Ltd	7,670.00
Pruthvi Textiles	30,975.00
Psp Projects Limited	240,838.00
Pushty Drives & Solutions	149,925.00
Quality Engineering Company	620,403.00
R & B Denims Limited	54,252.00
R K Solution	47,530.00
R N Dobariya..	36,792.00
R R Engineering	96,760.00
R. Manilal & Sons	918,353.00
R.B. Industrial Equipments	68,747.00
R.B. Industries	6,220.00
Rachna Art & Prints Pvt Ltd	67,437.00
Radhe Hardware	32,192.00
Radhe Lubricants	1,233,361.00
Radhey Textile	3,150.00
Radhika Syntex Pvt Ltd	261,406.00
Radiant Solutions	2,471,204.00
Rainbow Dyeing & Printing Mills (P) Ltd	88,146.00
Raj Industries	30,000.00
Raj Lakshmi Industries	3,186.00
Rajasthan Power System	67,670.00
Rajdeep & Sons Pvt Ltd	6,505,139.84




**For Sunrise Marketing & Services**

*[Signature]*  
**Proprietor**

**SUNRISE MARKETING AND SERVICES**

**SCHEDULES ANNEXED TO AND FORMING PART OF ACCOUNTS AS ON 31ST MARCH 2020**

Particulars	Amount in ₹
Rajkot Machinery & Textile Parts	5,263.00
Rajni Prints Pvt.Ltd.	36,427.00
Rajni Silk Mills (P) Ltd.	36,427.00
Rama Industries	13,995.00
Ramera Buildcon Pvt Ltd	84,429.00
Ranjit Buildcon Ltd	4,000.00
Ravi Construction	103,202.00
Ravi Exports	7,837.00
Ravidarshan Sales	195,203.00
Reckon Uv Metallizing	17,110.00
Reliance Engineering Works	13,310.00
Rima Machines Pvt.Ltd	182,428.00
Robin Dyes & Intermediate (P) Ltd	46,020.00
Rotec Industries Inc	123,900.00
Rout Automation	59,708.00
Rudra Pharma Machinaries	291,410.00
Rushabh Enterprises	845,895.00
Rushi Enterprise	9,369.00
S.K. Tex Fab	9,735.00
S.V.Enterprise	12,744.00
Sachin Infra Environment Ltd	69,172.00
Sagar Enterprise..	55,792.00
Sagar Texprints Pvt Ltd	12,980.00
Sahiba Limited	19,824.00
Sai Darshan Electricals	65,809.00
Sai Enviro	17,511.00
Sai Group Industrial Oil	93,289.00
Sai Leela Engineering Works	21,004.00
Sai Shraddha Electricals.	25,370.00
Sai Shraddha Engineering Works	10,856.00
Sai Tech Engineering Company	124,006.00
Saino Lubricants	13,965.00
Salasar Enterprise	25,004.00
Samarth Engineering	26,432.00
Sambhav Synthetics Pvt Ltd	36,533.00
Samrat Velvets Llp	54,280.00
Sangam Fashion (P) Ltd	14,632.00
Sankalp Dyeing & Ptg Mills Pvt Ltd	44,557.00
Sanskriti Processors Pvt.Ltd.	8,968.00
Sapru Machines Pvt Ltd	(400.00)
Sapru Texpro	504,344.00
Sara Engineers	52,864.00
Satnam Enterprise	143,441.00
Saumyaa Processors Pvt Ltd	64,452.00
Savaliya Plastic	330,838.00
Sbc Cooling Private Limited	265,500.00
Schneider Electricals & Hardware	104,496.00
Shah Enterprise	37,707.00
Shahlon Enterprises Llp	45,738.00
Shahlon Silk Industries Ltd..	178,548.00
Shakti Bio Science Ltd	51,786.00
Shalu Dyeing & Printing Mills (P)Ltd	158,902.00
Shankarbai Mohanlal Patel	9,204.00
Shantaz Technofoods Llp	94,400.00
Shanti Residences Pvt.Ltd.	61,148.00
Sharp Enterprise	3,052.00
Shell Feeds India Private Limited	14,691.00



**For Sunrise Marketing & Services**

*(Signature)*  
**Proprietor**

**SUNRISE MARKETING AND SERVICES**

SCHEDULES ANNEXED TO AND FORMING PART OF ACCOUNTS AS ON 31ST MARCH 2020

Particulars	Amount in ₹
Sheth Textiles	125,080.00
Shilpa Dyg & Prg Mills P Ltd	11,682.00
Shine Technology	730,391.00
Shiv Shakti Tyre & Oil	12,980.00
Shiva Engineering Works	28,084.00
Shivam Electricals	350,633.00
Shivam Hvac	1,438,746.00
Shivam Textile Traders	26,700.00
Shivangi Elevator	20,013.00
Shivdhara Milgine Store	88,854.00
Shree Datt Aquaculture Farms (Bhat)	35,188.00
Shree Durga Syntex Pvt Ltd	85,997.00
Shree Ganesh Plastic	3,894.00
Shree Karni Pipes & Hardware	4,050.00
Shree Laxmi Engineering Company	205,349.00
Shree Laxmi Engineers	54,811.00
Shree Maruti Boring Works & Pipe	917,541.00
Shree Naveen Silk Mills Private Limited	17,700.00
Shree Petrochem	16,383.00
Shree Power Controls	28,556.00
Shree Raghukul Texprints P.Ltd	77,873.00
Shree Ram Resins Pvt Ltd	86,730.00
Shree Sachidanand Industries P Ltd	42,068.00
Shree Sai Engineering	1,113,915.00
Shree Sai Enterprise.	49,579.00
Shree Sai Industries	20,161.00
Shree Vinayak Viscos	5,782.00
Shreedhar Engineering	110,833.00
Shreeji Dyeing	53,572.00
Shreeji Prints Pvt Ltd	219,929.00
Shreenath Associates	596,139.00
Shreenath Engineering	756,095.00
Shreenathji Silk	392.00
Shreya Print Pvt Ltd	12,920.00
Shri Ambe Sales Agency	55,587.00
Shri Gumandev Processors Pvt.Ltd	102,826.00
Shri Madhusudan Dyg & Ptg Mills (P) Ltd.	332,917.00
Shri Madhusudan Rayons Pvt Ltd	35,735.00
Shriji Pro	76,983.00
Shrirajlaxmi Denim Ltd	18,880.00
Shrirang Sales Corporation	(379,960.00)
Shukla Dairy P.Ltd.	7,576.00
Siddharth Engineers	1,717.00
Siddheshwar Engineering Works	28,143.00
Siddhi Vinayak Enterprise	24,898.00
Siddhi Vinayak Knots & Prints (P) Ltd	4,720.00
Siddhi Vinayak Knots & Prints Pvt.Ltd	26,762.00
Siddhivinayak Weaves	9,204.00
Sigma Engineering Services	208,790.00
Skilled Industries	581,819.00
Sm Silk Industries	1,568.00
Smart Roll Industries	91,450.00
Snehal Texmech	338,106.00
Sohel Engineering Works	89,208.00
Soor Colour Fresh Pvt Ltd	57,997.00
Sparrow Tex Engineering	711,606.00
Spectronic Controls	86,852.00



For Sunrise Marketing & Services

*Prati Deep*  
Proprietor

**SUNRISE MARKETING AND SERVICES**  
SCHEDULES ANNEXED TO AND FORMING PART OF ACCOUNTS AS ON 31ST MARCH 2020

Particulars	Amount in ₹
Spectrum Dyes & Chemicals Pvt Ltd	14,278.00
Spinecord Engineers	89,719.00
Sri Techno Engineering Company.	91,025.00
Star Knits	14,337.00
Star Oxochem Pvt Ltd	15,104.00
Star Pump	111,570.00
Stenford Industries	1,906,645.00
Stenmech Engineering Works Pvt Ltd	6,870,989.50
Sudamo Impex Pvt Ltd	17,119.00
Sudarshan Textile Pvt Ltd	119,049.00
Sukham Dyeing And Printing Mills	82,377.00
Sumeet Engineering	855,582.50
Sun Textile Engineers	753,398.00
Sunil Chauhan	1,708.00
Sunita Processors Pvt Ltd	25,960.00
Suniti Hospitality P.Ltd.[Share]	1,683,900.00
Sunshine Engineering	368,938.00
Superfine Impex Pvt.Ltd.	2,124.00
Surat District Co Op.Milk Pro Union Ltd	34,574.00
Suresh Millgin Stores	473,552.00
Suresh Prints	45,165.00
Suriraj Silk	12,036.00
Surya Lifesciences Ltd	9,851.00
Svan Engineers	112,261.00
Swarnim Technocrats	462,838.00
Swastik Polyprints Pvt Ltd	365,563.00
Tatva Chintan Pharma Chem Pvt Ltd	28,846.00
Tatvamasi Automation Private Limited	1,505,767.00
Techno Create Engineers	57,644.00
Techno Fabrics	3,847.00
Technokraft Marketing Llp	4,110.00
Tender Deposit	67,995.00
Tex Decor	4,130.00



For Sunrise Marketing & Servic

*(Handwritten Signature)*

Propriet

**SUNRISE MARKETING AND SERVICES**  
SCHEDULES ANNEXED TO AND FORMING PART OF ACCOUNTS AS ON 31ST MARCH 2020

Particulars	Amount in ₹
Tirth Automation	53,920.00
Trishul Electricals	42,834.00
Trishul Machine	5,047.00
Triveni Boiler Pvt.Ltd	778,494.00
Tulsi Switchgears.	120,920.00
Twinkle Industries	195,094.00
Umiya Traders	33,276.00
Unique Fabrics	39,506.00
Unitedone Infra Pvt.Ltd	4,956.00
Universal Electricals	27,022.00
Uniweigh System	14,042.00
Urja Powertech	76,816.00
V.N. Automation	122,295.00
Vaibhav Enterprise	8,496.00
Vaishali Textile.	3,894.00
Vapi Nagar Palika	(7,380.00)
Vardhman Traders	5,600.00
Varni Millgin Store	54,445.00
Varp Enterprise.	6,832.00
Varun Beverages Ltd	4,130.00
Vasu Automation & Electricals..	34,456.00
Velox Automation Pvt Ltd	75,161.00
Venus Mills Pvt Ltd	100,212.00
Vicky Logistics	34,173.00
Vicky Pareshbhai	(9,113.00)
Vidhata Synthetics Pvt.Ltd	30,660.00
Vijalpore Nagar Seva Sadan	186,718.00
Vijay Trading Co	160,795.00
Vimal & Company	5,912.00
Vimal Engineering	20,414.00
Vimalnath Traders	49,265.00
Volterix Automation	90,329.00
Vradhi Creation	118,354.00
Vrinda Tex Pvt.Ltd.	4,838.00
Weavtech Engineers Ltd.	4,394,284.00
Welspun Specialty Solution Limited	83,308.00
Whitelotus Industries Limited	31,624.00
Wockhardt Limited	24,543.00
Yaskawa India Private Limited.	5,083.00
Yes Dyeing & Printng Pvt Ltd	33,040.00
Zaveri Electronics.	3,009.00
Zcl Chemicals Limited	180,180.00
Zenitex	83,757.00
Zenith Machine Industries	109,280.00
<b>TOTAL</b>	<b>120,899,008.03</b>



For Sunrise Marketing & Services:

*(Signature)*  
Proprietor

**SUNRISE MARKETING AND SERVICES**  
SCHEDULES ANNEXED TO AND FORMING PART OF ACCOUNTS AS ON 31ST MARCH 2020

Particulars	Amount in ₹
<b><u>SCHEDULE "J" ADVANCE TO CREDITORS</u></b>	
Gst Receivable	2,020,846.11
Ankleshwar Nagar Palika-Tender	125,478.00
Bharat Bijlee Security Deposit	25,000.00
Billimora Nagar Palika-Tender	30,900.00
Chetna Rakeshkumar Patel (Rent Deposit)	50,000.00
Gandevi Nagar Palika -[Tender]	15,000.00
Havells India Ltd	25,000.00
Indrasheel Industries	(34,020.00)
Indrasheel Industries (Deposit)	250,000.00
Kirloskar India Ltd	262,000.00
Kishorbhai Bhajiyawala	253,830.00
Navsari Nagar Palika Tender	20,230.00
Nidhi Babulal Patel (Rent Deposit)	50,000.00
Pepsico Holding (P) Ltd Deposit	41,000.00
Pepsico India Holding Samna	202,462.00
Pre-Paid Insurance	42,853.00
Premium Transmission Limited.	100,000.00
S.M.C Tender	4,000.00
Sejalben Babulal Patel (Rent Deposite)	50,000.00
Suniti Hospitality (P) Ltd	407,272.00
Tds Receivable	47,284.00
Tds Receivable Daimler	6,182.00
Vapi Tender	76,500.00
Vijalpor Municipality	8,185.00
Vijalpore Nagar Seva Sadan-Tender	15,285.00
Gaurav V. Singhvi - Advance	450,000.00
Harshad Rai Desai	850,000.00
Jayraj Infrastructure	160,000.00
Divyesh P. Kania	500,000.00
Nidhi G. Singhvi-Advance	450,000.00
Niti Enterprise (Advances)	22,263,073.00
Ushaben Harshadbhai Desai	150,000.00
<b>TOTAL</b>	<b>28,918,360.11</b>
<b><u>SCHEDULE "K" CLOSING STOCK</u></b>	
Stock in Trade	17,770,500.00
<b>TOTAL</b>	<b>17,770,500.00</b>
<b><u>SCHEDULE "L" SHORT TERM LOAN AND ADVANCES</u></b>	
Fs Capital Service Private Limited	4,350.00
Ideal Sales Corporation	3,765.00
Jakson & Company	1,132.00
Mkj Service Centre	1,122.00
Shraddha Shah	23,000.00
Yatayat Corporation Of India	18,150.00
<b>TOTAL</b>	<b>51,519.00</b>
<b><u>SCHEDULE "M" CASH AND BANK</u></b>	
Icici Bank - Current A/C-00695	1,894,385.78
Yes Bank Ltd -Current A/C-1044	358,229.46
Cash On Hand	9,186.32
<b>TOTAL</b>	<b>2,261,801.56</b>



For Sunrise Marketing & Services


*Pradi Desai*  
Proprietor



SUNRISE MARKETING AND SERVICES

SCHEDULE "G" FIXED ASSETS

PARTICULARS	RATE	OPENING WDV	ADDITION		DELETION	CLOSING BALANCE	DEPRECIATION	CLOSING WDV
			> 180 DAYS	< 180 DAYS				
Aakash Bhoomi F/13	-	150,077.00	-	-	-	150,077.00	-	150,077.00
Aakash Bhoomi F/14	-	357,884.00	-	-	-	357,884.00	-	357,884.00
Air Conditioner	15%	105,866.00	99,437.00	-	-	205,303.00	30,795.00	174,508.00
CAR - MERCEDES BENZ	15%	-	-	3,254,696.00	-	3,254,696.00	244,102.00	3,010,594.00
Akashbhoomi	-	3,327,369.00	-	-	-	3,327,369.00	-	3,327,369.00
Camara	15%	61,862.00	-	-	-	61,862.00	9,279.00	52,583.00
Computer & Printer	40%	32,787.00	20,338.00	10,762.71	-	63,887.71	23,403.00	40,485.00
Furniture & Fixtures	10%	201,930.00	18,196.00	-	-	220,126.00	22,013.00	198,113.00
Motor Car	15%	1,359,784.00	-	-	-	1,359,784.00	203,968.00	1,155,816.00
Mobile Phone	10%	64,359.00	-	14,732.14	-	79,091.14	7,173.00	71,918.00
Motor Cycle	15%	4,936.00	-	-	-	4,936.00	740.00	4,196.00
Office Equipments	10%	194,726.00	580.00	40,850.00	-	236,156.00	21,573.00	214,583.00
Pepsi Cooler	15%	9,672.00	-	-	-	9,672.00	1,451.00	8,221.00
Projector	15%	21,720.00	-	-	-	21,720.00	3,258.00	18,462.00
Software	15%	-	180,000.00	-	-	180,000.00	27,000.00	153,000.00
Plant & Machinery	15%	459,760.00	-	-	-	459,760.00	68,964.00	390,796.00
Vehicle (Activa)	15%	6,865.00	-	-	-	6,865.00	1,030.00	5,835.00
Vehicle (Hero Honda)	15%	6,123.00	-	-	-	6,123.00	918.00	5,205.00
Shreenath Complex	-	669,400.00	-	-	-	669,400.00	-	669,400.00
Vehicle - Tempo	15%	330,390.00	-	-	-	330,390.00	49,559.00	280,831.00
<b>TOTAL</b>		<b>7,365,510.00</b>	<b>318,551.00</b>	<b>3,321,040.85</b>	<b>-</b>	<b>11,005,101.85</b>	<b>715,226.00</b>	<b>10,289,876.00</b>



For Sunrise Marketing & Services

*Prati Bhas*  
Proprietor

**SUNRISE MARKETING AND SERVICES**

**F-7, AAKASHBHUMI COMPLEX, OPP. B R C COLONY, FATHENAGAR, PANDESARA, SURAT-395005**

**SCHEDULE ANNEXED TO & FORMING PART OF THE FINANCIAL STATEMENTS**


**SCHEDULE – N**

**SIGNIFICANT ACCOUNTING POLICIES**

- (a) **Basis of preparation of Financial Statements:**  
The Financial Statements have been prepared on historical cost convention in accordance with the normally accepted accounting principal. The company generally follows mercantile system of accounting and recognizes significant items of income and expenditure on accrual basis.
- (b) **Valuation of Inventories:**  
Inventories are valued at cost or net realisable value whichever is lower.
- (c) **Investment:**  
Investments are classified into Current and Long-term Investments. Current Investments are stated at lower of cost and fair value. Long-term Investments are stated at cost.
- (d) **Foreign Currency Transactions:**
- Transactions denominated in foreign currencies are recorded at the exchange rate prevailing on the date of the transaction or that approximates the actual rate at the date of the transaction.
  - Monetary items denominated in foreign currencies at the yearend are restated at year end rates. In case of items which are covered by forward exchange contracts, the difference between the yearend rate and rate on the date of the contract is recognized as exchange difference and the premium paid on forward contracts is recognized over the life of the contract.
  - Non-monetary foreign currency items are carried at cost.
  - In respect of integral foreign operations, all transactions are translated at rates prevailing on the date of transaction or that approximates the actual rate at the date of transaction. Monetary assets and liabilities are restated at the yearend rates.
  - Any income or expense on account of exchange difference either on settlement or on translation is recognized in the Profit and Loss Statement

**II. NOTES ON ACCOUNTS**

- 1 Expenditures for which no documentary evidence have been found have been explained by the proprietor to be of the previous year and incurred for the purpose of the business during the ordinary course of business.
- 2 Balance in the accounts of the Creditors for Expenses, Sundry Debtors and Loans & Advances are subject to Confirmation by the parties.
- 3 The figures for the previous year have been rearranged and regrouped wherever considered necessary.



**For Sunrise Marketing & Services**

A handwritten signature in black ink, appearing to be "Omni" followed by a large loop.


**Proprietor**

## SUNRISE MARKETING AND SERVICES

F-7, AAKASHBHUMI COMPLEX, OPP. B R C COLONY, FATHENAGAR, PANDESARA, SURAT-395005

### SCHEDULE ANNEXED TO & FORMING PART OF THE FINANCIAL STATEMENTS

4. In the opinion of the management all current assets, loans and advances are approximately of the value stated if realised in the ordinary course of business. The adequate provision of all known liabilities has been made. The Balances of creditors and loans and advances as at 31.03.2020 are subject to confirmation.
5. Direct Income received from Pepsi has been deducted from purchase as it reduces cost of the product.
6. Outbreak of Coronavirus (COVID-19)
  - a) The outbreak of Coronavirus (COVID-19) pandemic globally and in India is causing significant disturbance and slowdown of economic activity. In many countries, businesses are being forced to cease or limit their operations for long or indefinite periods of time. Measures taken to contain the spread of the virus, including travel bans, quarantines, social distancing and closures of non-essential services have triggered significant disruptions to businesses worldwide, resulting in an economic slowdown. COVID-19 is significantly impacting business operation of the companies, by way of interruption in production, supply chain disruption, unavailability of personnel, closure / lockdown of production facilities etc. On March 24, 2020, the Government of India ordered a nationwide lockdown for 21 days which further got extended till 31<sup>st</sup> May 2020 to prevent community spread of COVID-19 in India resulting in significant reduction in economic activities. An initial impact of COVID-19 on the GDP growth in many major economies is likely to be significant in the short term, leading to demand destruction. With gradual opening up of economies and increasing manufacturing activities, demand for most textile products is expected to recover by the second half of 2020.
  - b) The Firm issued advisories, guidelines, and guidance documents regularly to encourage early adoption of safety measures and enable business continuity. Communications were timely, accurate, consistent and prioritised the physical and mental wellbeing of all employees, contractors and family members. The Firm has further adopted the following practices : 1. Enabling working from home through helpful manuals on IT connectivity 2. Guidance resources on coping with stressful situations for employee wellbeing 3. Ways of dealing with personal challenges in new work environments 4. Providing easy access to all important contacts such as medical assistance, IT, among others through frequent reminders 5. Encouraging daily monitoring of health and reinforcing safety and hygiene practices
  - c) Our Firm is experiencing significant demand destruction due to the cessation of business activities on account of lockdown due to COVID-19.
  - d) COVID-19 has forced our firm to embrace practices such as social distancing, remote working and increase the adoption of new technologies. These factors have created



For Sunrise Marketing & Services

*Dinesh Dey*  
Proprietor


**SCHEDULE ANNEXED TO & FORMING PART OF THE FINANCIAL STATEMENTS**

an ideal situation for cyber criminals to attack IT infrastructure and launch a range of hacking strategies like malware, ransomware, phishing emails among others

- e) In assessing the recoverability of firm's assets such as Investments, Loans, intangible assets, Goodwill, Trade receivable etc. the firm has considered internal and external information. The Firm has performed sensitivity analysis on the assumptions used basis the internal and external information/indicators of future economic conditions, the Firm expects to recover the carrying amount of the assets.
- f) Management has assessed the potential impact of Covid 19 based on the current circumstances and expects no significant impact on the continuity of operations of the business on the long term basis/ on useful life of the assets/ on financial positions etc. though there may be lower revenues and production in the near future.
7. Schedule 'A' to 'N' form an integral part of the Balance sheet as on 31st March 2020 and Profit & Loss A\C for the year ended on that date and have been duly authenticated by the Proprietor.

**AS PER OUR REPORT OF EVEN DATE**

FOR SBMG & Co  
Chartered Accountants  
FRN 127756W



*Sumit*  
SUMIT BIHANI, Partner  
M. No. 121551  
UDIN NO:- 20121551AAAAFR2551  
Place: SURAT  
Date: 19-12-2020

For, M/s SUNRISE MARKETING & SERVICES  
For Sunrise Marketing & Services

*Sumit*  
Proprietor